




CVW Series

All Welded Check Valves



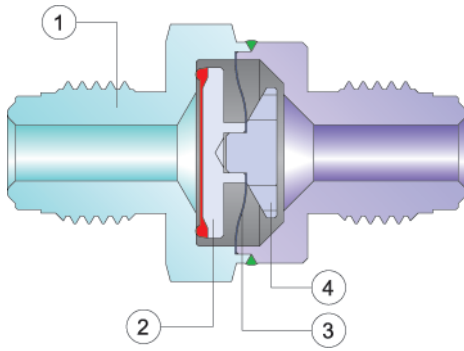
Design and Engineering

- All Welded design provides excellent sealing of fluid
- Compact Design
- Maximum working pressure is up to 3000 psig (206bar)
- Temperature rating is up to 400°F (204°C)
- ZCR, tube butt weld, and Hy-Lok tube fitting
- 100% helium leak tested

Application

- Semiconductor
- Biotech
- Pharmaceutical
- Ultra-Pure, Flammable, or toxic Fluid line





Cleaning & Testing

Passivation is done at Nitrogen environment. Fine cleaning is one by Ultrasonic cleansing with resistivity over 18MΩ. D.I water after finishing the passivation. Inboard helium leak tested to a rate of $4 \times 10^{-9} \text{ cm}^3/\text{s}$.

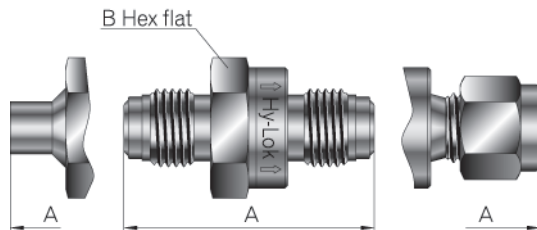
Assembly & Packaging

Assembly and Packaging is performed in the clean room of Class 10. Valves are packed with anti-static polyethylene bag that is pressured into the high purity nitrogen gas.

Dimensions

All Dimensions are in millimeters, except for the O.D size.

In case of the end connection for Hy-Lok tube fitting, dimensions shown with Hy-Lok nuts in finger-tight position, where applicable.



Material

No.	Description	Material / ASTM Specification
1	Body	Single Vacuum Melt 316L / A479
2	Poppet	Type 316 / A479
3	Spring	Elgiloy / AMS5876
4	Stopper	Type 316 / A479

Specification

Cracking Pressure	Max. Pressure Drop	Pressure - Temperature Ratings	
		Temperature F°(°C)	Working Pressure psig (bar)
Less than 2 psig	145 psig	-10(-23) to 100(37)	3000(206)
		200(93)	2530(174)
		300(148)	2270(156)
		400(204)	2065(142)

Internal Surface Grade

Grade	Designator	Roughness Average Ra. (E.P)	Packing Standard Class 10
B.A.	B	0.25 μm (10 μin)	Double
High	H	0.13 μm (5 μin)	

• Grade "B.A." is standard.

End Connection	Ordering No.	Size	Cv	A	B	
Male ZCR Fitting	CVWVM-4	1/4"	0.7	45.7	22.2 (7/8")	
	CVWVM-8	1/2"		52.3		
Hy-Lok Tube Fitting	CVWH-4	1/4"	0.55	49.8		
	CVWH-6M	6mm				
Female ZCR Fitting	CVWVF-4	1/4"	0.7	53.8	25.4 (1")	
	CVWVF-8	1/2"				
Tube Butt Weld	CVWBW-4	1/4"	0.55	31.5	22.2 (7/8")	
	CVWBW-6	3/8"				
	CVWBW-8	1/2"	0.7			
	CVWBW-6M	6mm				

Ordering Informations

CVW

Series Designator
• CVW - All Welded Check Valve

BW

End Connection Designator
• VM - Male ZCR Fitting
• BW - Tube Butt Weld
• H - Hy-Lok Tube Fitting
• VF - Female ZCR Fitting

4

Size Designator
• 4 - 1/4"
• 6 - 3/8"
• 8 - 1/2"

H

Surface Grade Designator
• Nil - Grade "B.A."
• H - Grade "High"

SM6L

Body Material Designator
• SM6L - Single Vacuum Melt 316L ASTM A479

QUALITY SYSTEM CERTIFICATES



ISO 9001
CERTIFICATE NO. GQC 212

ASME SECT III (MO)
CERTIFICATE NO. QSC 584

TYPE APPROVALS (for Hy-Lok Tube Fittings)



American Bureau of Shipping
CERTIFICATE NO. 05-BK576227-X



Lloyd's Register
CERTIFICATE NO. 01/10075



GERMANISCHER LLOYD
CERTIFICATE NO. 40297-01HH



DET NORSKE VERITAS
CERTIFICATE NO. P-10432

SAFETY in VALVE SELECTION

Proper installation, material compatibility, operation and maintenance of the valves is the responsibility of the user. The total system design must be taken into consideration to ensure optimal performance and safety.



Distributed by :